
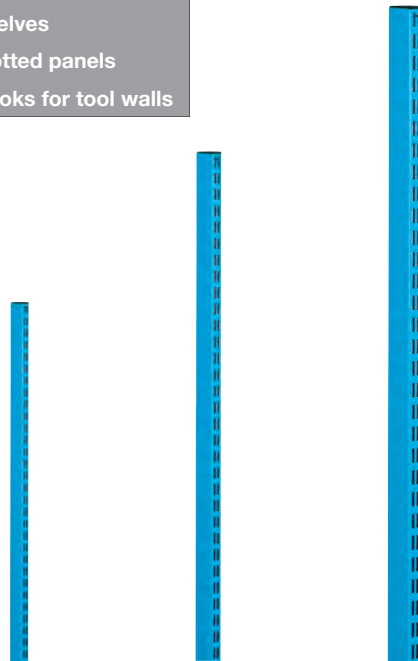


ABC STORAGE Tool walls

Suitable for work environments such as warehouses, laboratories, workshops
 Highly versatile, they can be arranged according to specific needs
 Their main purpose is to keep the workplace tidy for easy tool identification
 Their various components (shown below) can be assembled ensuring safety and stability
 Suitable for installation on wood surfaces N 8702 and N 8703 - Load capacity 50 kg



- 1 Vertical rods
- 2 Supports with rail
- 3 Shelves
- 4 Slotted panels
- 5 Hooks for tool walls



Vertical rods - In bi-slotted steel profile
 Max load capacity 50 kg

Suitable for mounting on wood countertops N 8702 and N 8703


Height	mm	630	935	1240
Code		N 8761 0630	N 8761 0935	N 8761 1240
N 8761	Each €			
For panels	n°	2	3	4

Slotted panels - In steel profile
Square hole 10x10 mm

Designed for fixing to vertical rods N 8761
 Max capacity 25 kg

For hooks see the following pages

Length	mm	970	1450
Code		N 8762 0970	N 8762 1450
N 8762	Each €		
Height	mm	300	300



Smooth panels - In steel profile

Designed for fixing to vertical rods N 8761

Length	mm	970	1450
Code		N 8763 0970	N 8763 1450
N 8763	Each €		
Height	mm	300	300



Shelf - In steel profile

Height adjustable and it can be tilted in 2 positions through front and back lock
 Suitable for fixing to vertical rods N 8761 - Max capacity 25 kg

N 8764 - Depth 320 mm
N 8765 - Depth 220 mm

Length	mm	955	1440
Code		N 8764 0955	N 8764 1440
N 8764	Each €		
Code		N 8765 0955	N 8765 1440
N 8765	Each €		
For panels length	mm	970	1450



Supports with rail - In steel profile

Particularly suitable for fixing balancers
 Depth 750 mm - Max capacity 10 kg

Rail length	mm	1000	1500	2000	2500	3000
Code		N 8766 1000	N 8766 1500	N 8766 2000	N 8766 2500	N 8766 3000
N 8766	Each €					
Supports	n°	2	2	3	3	3

