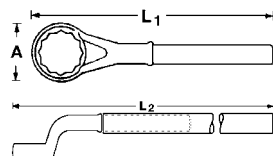




Heavy-duty box-end wrenches

With deep offset, for use with extension lever
In chrome-vanadium steel
Matt chromed version
With pin for locking the lever



Opening 	mm	22	24	27	30	32	36	41	46	50	55
Code		A 3027 1022	A 3027 1024	A 3027 1027	A 3027 1030	A 3027 1032	A 3027 1036	A 3027 1041	A 3027 1046	A 3027 1050	A 3027 1055
A 3027/1	Each €										
Length without lever L1	mm	180	180	190	200	235	245	265	280	290	300
Length with lever L2	mm	560	560	560	570	720	730	740	895	900	915
Head width A	mm	36	36	41	47	50	55	62	69	75	80
Opening 	mm	60	65	70	75	80	85	90	95	100	105
Code		A 3027 1060	A 3027 1065	A 3027 1070	A 3027 1075	A 3027 1080	A 3027 1085	A 3027 1090	A 3027 1095	A 3027 1100	A 3027 1105
A 3027/1	Each €										
Length without lever L1	mm	345	355	365	375	385	375	410	410	410	415
Length with lever L2	mm	1040	1060	1060	1075	1085	1085	1100	1100	1100	1120
Head width A	mm	89	97	104	109	124	125	140	140	143	144



Tubular extensions lever

Chromed version
For wrenches A 3027/1

Length	mm	460	610	760	860
Code		A 3027 2460	A 3027 2610	A 3027 2760	A 3027 2860
A 3027/2	Each €				
For wrenches	mm	22÷30	32÷41	46÷55	60÷100

Set of wrenches

On perforated tool panel dimensions 1000x500h mm

Consisting of:

11 wrenches A 3027/1:

32 - 36 - 41 - 46 - 50 - 55 - 60 - 65 - 70 - 75 - 80 mm

3 levers A 3027/2 length 610 - 760 - 860 mm

Code A 3027 1400	A 3027/14	Each €
-------------------------	------------------	--------







Heavy version, for striking use

In tool steel

Galvanized finishing up to size 110 mm
DIN 7444



Opening 	mm	22	24	27	30	32	36	41	46	50	55	60
Code	A 3028	0022	0024	0027	0030	0032	0036	0041	0046	0050	0055	0060
A 3028	Each €											
Overall length	mm	165	165	180	190	190	205	230	240	255	270	280
Weight	kg	0,2	0,2	0,3	0,4	0,4	0,5	0,7	1	1,1	1,3	1,6
Opening 	mm	65	70	75	80	85	90	95	100	105	110	115
Code	A 3028	0065	0070	0075	0080	0085	0090	0095	0100	0105	0110	0115
A 3028	Each €											
Overall length	mm	300	330	330	360	360	390	390	420	420	450	450
Weight	kg	2,3	2,9	2,6	3,9	3,6	5,4	4,9	6,8	6,5	8,3	7,8
Opening 	mm	120	125	130	135	140	145	150	155	160	165	170
Code	A 3028	0120	0125	0130	0135	0140	0145	0150	0155	0160	0165	0170
A 3028	Each €											
Overall length	mm	480	480	520	520	520	580	580	580	580	650	650
Weight	kg	9,9	9,5	12,7	12,5	12,3	19,5	18,2	17,2	17	27	27,0
Opening 	mm	175	180	185	190	195	200	210	215	220		
Code	A 3028	0175	0180	0185	0190	0195	0200	0210	0215	0220		
A 3028	Each €											
Overall length	mm	650	650	700	700	700	700	750	750	750		
Weight	kg	25,2	24,6	33	32,6	31,8	31,6	39,5	39	37,4		