













NORMEX[®] Machine taps

UNC	HSS-E	DIN 371	DIN 376	ISO 2B
-----	-------	------------	------------	-----------

ANSI B 1.1 American unified thread coarse pitch							ANSI B 1.1 American unified thread coarse pitch										
				F 7926	F 7927	F 7928					F 7929	F 7930	F 7931				
Model				7010 Rapid	4230 Rsp	4040 Grulo	Model				7011 Rapid	6030 Rsp	6040 Grulo				
DIN				371	371	371	DIN				376	376	376				
Version/Shape				B/lead chamfer	C/right helix 15°	C/right helix 40°	Version/Shape				B/lead chamfer	C/right helix 15°	C/right helix 40°				
Steel				HSS-E	HSS-E	HSS-E	Steel				HSS-E	HSS-E	HSS-E				
Tolerance				2 B	2 B	2 B	Tolerance				2 B	2 B	2 B				
For holes							For holes										
For material group:				1.1	1.1	1.1	For material group:				1.1	1.1	1.1				
UNC	Threads per inch	Pilot hole Ø mm	Code F 7926	Each €	Code F 7927	Each €	Code F 7928	Each €	UNC	Threads per inch	pilot hole Ø mm	Code F 7929	Each €	Code F 7930	Each €	Code F 7931	Each €
2	56	1,85	—		0002		0002		1/4	20	5,10	0014		—		0014	
3	48	2,10	0003		0003		0003		5/16	18	6,60	0516		—		0516	
12	24	4,50	0012		0012		—		3/8	16	8,00	0038		—		0038	
									7/16	14	9,40	0716		—		0716	
									1/2	13	10,80	0012		—		0012	
									9/16	12	12,20	0916		0916		0916	
									5/8	11	13,50	0058		0058		0058	
									3/4	10	16,50	0034		—		0034	
									7/8	9	19,50	0078		—		0078	
									1	8	22,25	0001		—		0001	

To choose the right tap and coating indication, see tables from page 526