






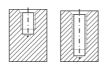
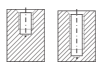
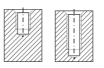
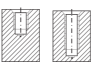
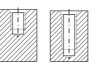
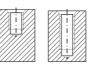


NORMEX[®] Machine taps

M	HSS	HSS-E	DIN 376	ISO 2-6H	ISO 6 HX
---	-----	-------	---------	----------	----------

ISO metric threading DIN 13			coarse pitch									
							Violet ring Vaporized	Vaporized		Yellow ring	Blue ring	
			F 7862/5	F 7862/6	F 7862/9	F 7863	F 7863/1	F 7863/2				
Model			—	6365 Grulo-V4A	6040/78 Grulo-Vap.	6040 Grulo	6545 Grulo-Spez.-W	6045 Grulo-Spez.				
DIN			376	376	376	376	376	376				
Version/Shape			C/right helix 35°	C/right helix 40°	C/right helix 40°	C/right helix 40°	C/right helix 45°	C/right helix 40°				
Steel			HSS	HSS-E	HSS-E	HSS-E	HSS-E	HSS-E				
Tolerance			ISO 2-6H	ISO 6HX	ISO 2-6H	ISO 2-6H	ISO 2-6H	ISO 2-6H				
For holes												
For material group:			1.4 - 2.1 - 2.2 3.1 - 3.2.1 - 5.1	1.4 - 1.5 - 1.6 3.2.1	1.1 - 1.2 5.1	1.1	1.1	1.1 - 1.2 2.1 - 2.2				
M	Pitch mm	pilot hole Ø mm	Code F 7862	Each €	Code F 7862	Each €	Code F 7862	Each €	Code F 7863	Each €	Code F 7863	Each €
3	0,5	2,50	5003		—		—		0003		—	
4	0,7	3,30	5004		—		—		0004		1004	
5	0,8	4,20	5005		—		—		0005		—	
6	1	5,00	5006		—		—		0006		1006	
8	1,25	6,80	5008		—		—		0008		—	
10	1,5	8,50	5010		—		9010		0010		1010	
12	1,75	10,20	5012		6012		9012		0012		—	
14	2,	12,00	5014		6014		9014		0014		—	
16	2	14,00	5016		6016		9016		0016		—	
18	2,5	15,50	5018		—		—		0018		—	
20	2,5	17,50	5020		6020		9020		0020		—	
22	2,5	19,50	—		—		—		0022		—	
24	3	21,00	—		—		—		0024		—	
27	3	24,00	—		—		—		0027		1027	
30	3,5	26,50	—		—		—		0030		—	

To choose the right tap and coating indication, see tables from page 526