

BOSCH Demolition hammers

Mod. GSH 3 E - With SDS-plus bit holder


High material removal rate thanks to powerful **650W motor**

Long lifetime thanks to the extremely sturdy hammer mechanism and toolholder as well as oil lubrication

Only 3,5 kg, compact design and ergonomically designed soft grip handle for excellent handling

Service port for easy and fast changing of brushes

Supplied in a plastic carrying case **with auxiliary handle, 1 pointed chisel, 1 tile chisel and grease tube**

Power	W	650		
Rated impacts/min		0÷3500		
Single stroke intensity	J	2,6		
Weight	kg	3,5		
Code E 1003 1000	E 1003/1	Each €		1



CE

BOSCH Bench grinders

Steel housing

Motor with IP 52 rating (protection against dust and dripping water)

Switch with minimum voltage coil and motor thermal cutoff

With protective guards and work piece supports

With dust collection attachment - Supplied with two grinding wheels, grit 24 and 60

Grinding wheel Ø	mm	150	200
Code		E 1008 1150	E 1008 1200
E 1008/1	Each €		
Model		GBG 35-15	GBG 60-20
Max grinding wheel thickness	mm	20	25
Idle speed	rpm	3000	3600
Wheel holder shaft Ø	mm	20	32
Motor power	W	350	600
Weight	kg	10	15



CE

BOSCH Angle grinders

High-power and high-endurance motors, with high torque and low energy consumption for efficient work progress

Side handle with ergonomic design for left and right hand use

Air inlet for optimal air flow to reduce overheating

Dust-protected


Supplied with auxiliary handle, protective guard and backing flange - Discs not supplied

Mod. GWS 750

With **"Restart Protection"** function

With disc lock button

Special ventilation slots for better heat dissipation

Absorbed power	W	750		
Idle speed	rpm	11000		
Threaded shaft attachment		M 14		
Weight	kg	1,8		
Code E 1012 1115	E 1012/1	Each €		1




Ø 115 mm

CE

Mod. GWS 1400

With **"Constant Electronic"** for constant speed even under heavy load and **"Restart Protection"** function

With disc lock button

Absorbed power	W	1400		
Idle speed	rpm	11000		
Threaded shaft attachment		M 14		
Weight	kg	2,2		
Code E 1013 1125	E 1013/1	Each €		1




Ø 115 / 125 mm

Mod. GWS 13-125

1300 W motor with **"Constant Electronic"** for constant speed even under heavy load

KickBack Stop to shut the tool down immediately in case of jamming

"Vibration Control" auxiliary handle with 40% vibration reduction

Absorbed power	W	1300		
Idle speed	rpm	11500		
Threaded shaft attachment		M 14		
Weight	kg	2,3		
Code E 1015 1125	E 1015/1	Each €		1



Ø 115 / 125 mm